



Optimization Guide

XCART



Steps

- A. Access configuration page
- B. Express Checkout Settings



A. Access configuration page

Log in to your admin panel



X-Cart 5 shopping cart software

Administrator area

Please identify yourself

Email:

Password:

Log in

[Forgot password?](#)



A. Access configuration page

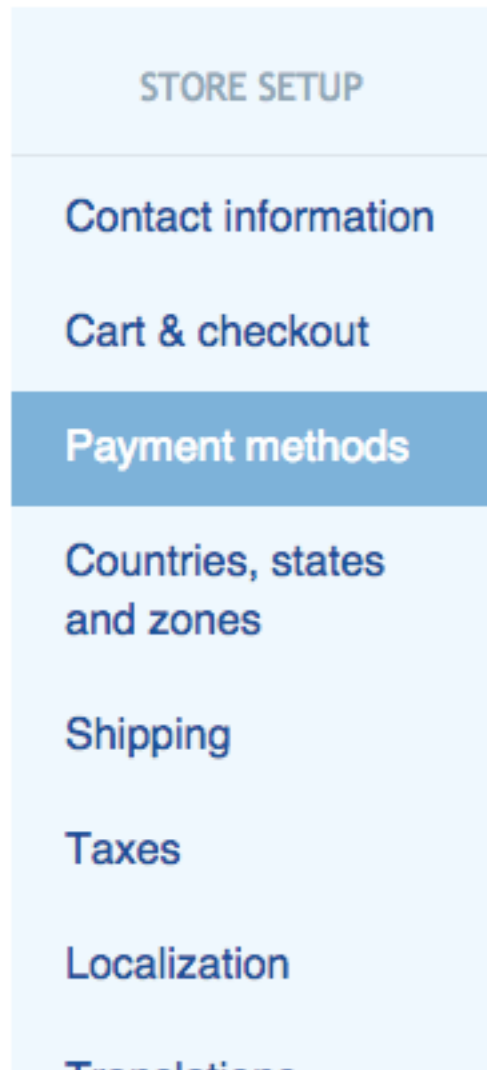
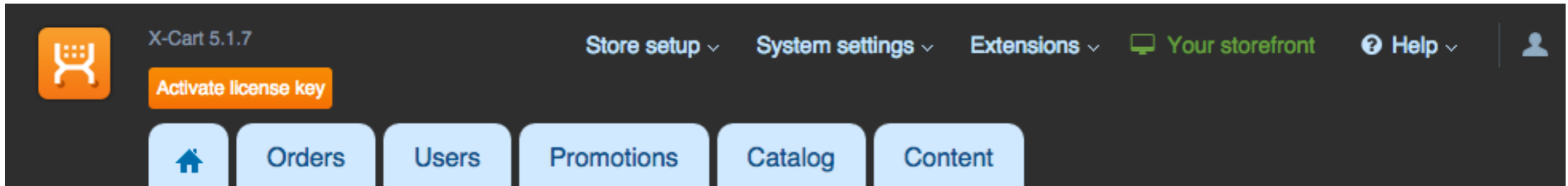
Click on "Store Setup" on the top navigator. Then click on the "Payment methods" in the drop down menu to access payment setting page

The screenshot shows the X-Cart 5.1.7 admin interface. The top navigation bar includes 'Store setup', 'System settings', 'Extensions', 'Your storefront', and 'Help'. The 'Store setup' dropdown menu is open, showing options like 'Contact information', 'Cart & checkout', 'Payment methods', 'Countries, states and zones', 'Shipping', 'Taxes', 'Localization', 'Translations', 'XML sitemap', and 'Storefront is open [Close]'. The 'Payment methods' option is highlighted with an orange box. Below the navigation bar, there is a 'Recent orders' section with a table of orders.

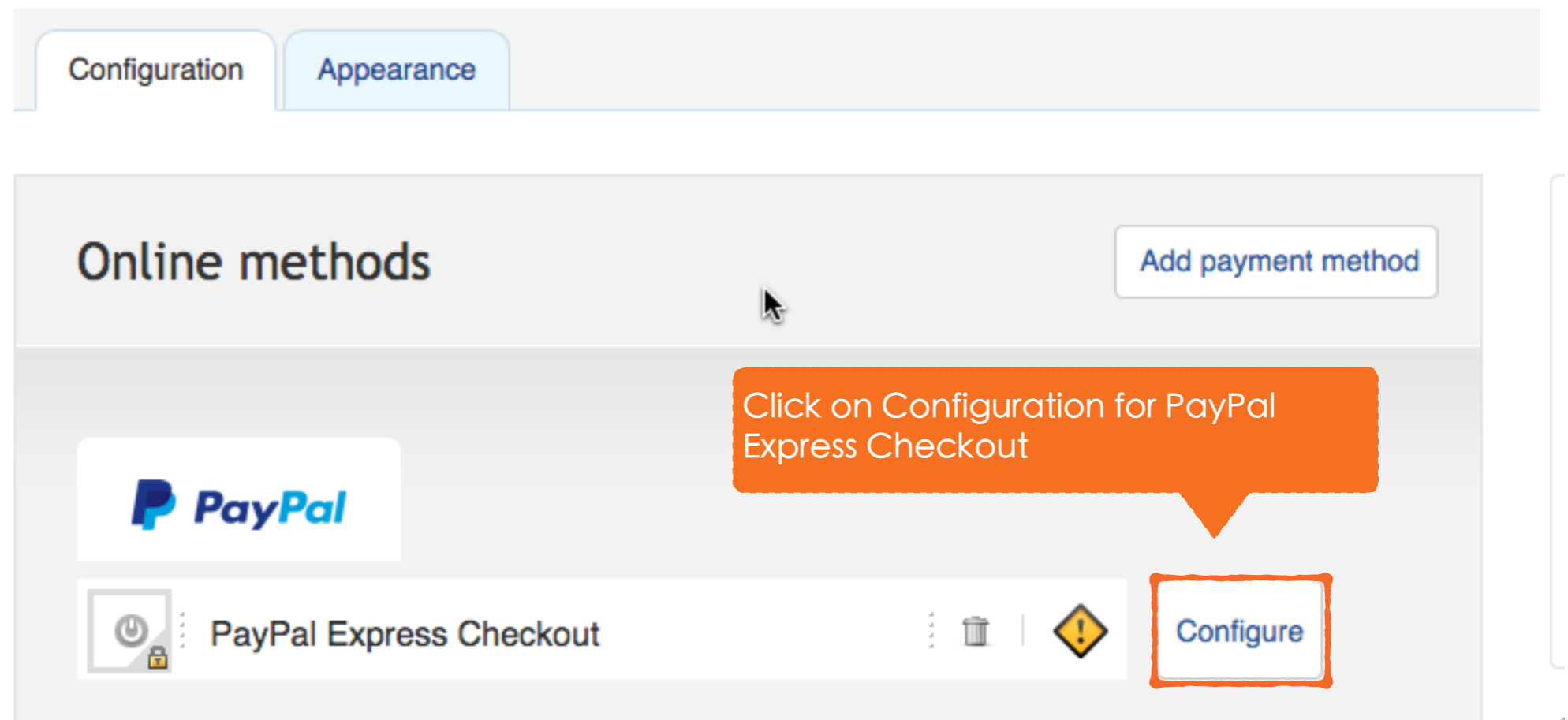
Order #	Payment status	Shipping status	Customer	Amount
#00008	Awaiting payment	New	Guest bit-bucket@example.com	\$1754.71
#00007	Awaiting payment	New	Guest bit-bucket@example.com	\$264.09
#00006	Paid	Shipped	Guest bit-bucket@example.com	\$264.09
#00005	Paid	Delivered	Guest bit-bucket@example.com	\$264.09
#00004	Refunded	Returned	Guest bit-bucket@example.com	\$206.48

pp-soc.com/demo-site/xcart5.1.7/xcart/admin.php?target=payment_settir

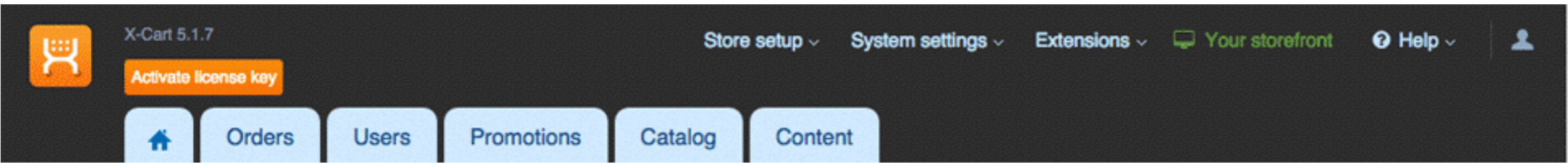
B. Express Checkout Settings



Payment methods



B. Express Checkout Settings



- STORE SETUP
- Contact information
- Cart & checkout
- Payment methods**
- Countries, states and zones
- Shipping
- Taxes
- Localization
- Translations
- XML sitemap

Payment methods :: PayPal Express Checkout

Settings

Paypal Credit

Select "Email address to receive PayPal payment"

Your account settings

Check out with **PayPal**

E-Mail address to receive PayPal payment

Let Your Customers Pay with PayPal

abc@gmail.com

Provide PayPal Email address

API credentials for payments and post-checkout operations

Additional settings

Don't have an account? [Sign Up Now](#)

Test/Live mode:

Live

Select "Live" in "Test/Live mode"

Order id prefix:

mystore_

[Get more information](#)

Save changes

Good Job Done!

